

SVKM's NMIMS

Deemed-to-be University


Student- User Manual

Application for re-examination using Student portal with online payment of fees using Payment gateway

Link for checking result on portal in production system is given below:
<http://svkmepdbci.svkm.ac.in:50100/irj/portal>

Students can login to SVKM's NMIMS University website and go to Student option on the main page and then click on student login:

This is the portal login screen:




The screenshot shows the login interface for the SVKM Student Portal. On the left, there is a logo with a blue figure reading a book, with 'SVKM' written below it and 'Student Portal' in a blue box. The main content area is titled 'SAP NetWeaver' in orange. Below this, there are three input fields: 'User *', 'Password *', and 'Captcha *'. The captcha text is 'L 8 G 4 G f p' with a refresh icon. A 'Log On' button is positioned below the captcha. At the bottom left, there is a link for 'Logon Problems? Get Support'. The SAP logo is in the bottom right corner. A vertical scrollbar is on the right side of the page.

Login ID: will be the 11 digit SAP Student Number allotted to each student for example 80118160001.

Default password set in the system is: init@123


Enter the Captcha displayed on screen and click on LOGON, The Captcha code can be copy- pasted in the space meant for it.



The screenshot shows the SAP NetWeaver Student Portal login interface. On the left is the SVKM Student Portal logo. On the right, the text 'SAP NetWeaver' is displayed in orange. Below this, there are three input fields: 'User *' containing '70441114040', 'Password *' with masked characters, and 'Captcha *' containing 'DoKfHe6'. A 'Log On' button is positioned below the captcha field. A note states 'Captcha letters are case sensitive'. A 'Get Support' link is provided for login problems. The footer includes 'Copyright © SVKM.All Rights Reserved' and the SAP logo.

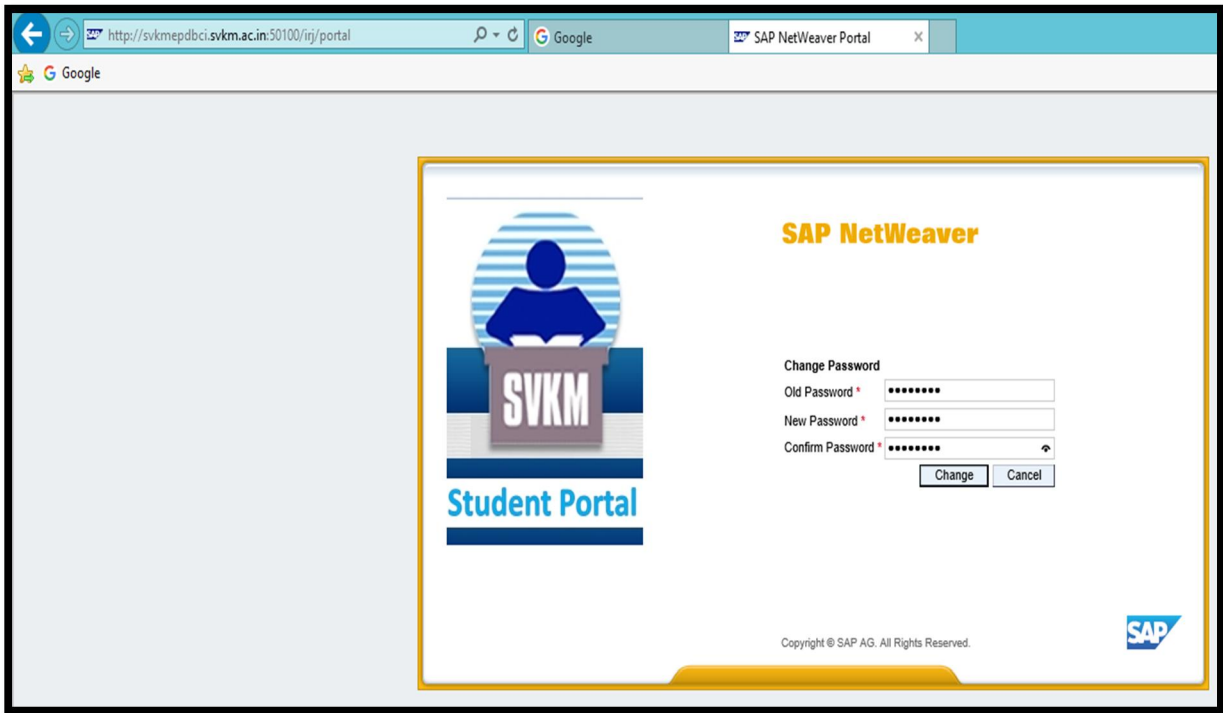
User * 70441114040
Password *
Captcha * DoKfHe6 X
Captcha letters are case sensitive
Do K f H e 6
Log On
Logon Problems? [Get Support](#)
Copyright © SVKM.All Rights Reserved
SAP

System will prompt Students to change password.
Enter the old password as init@123 and new password as desired by Students

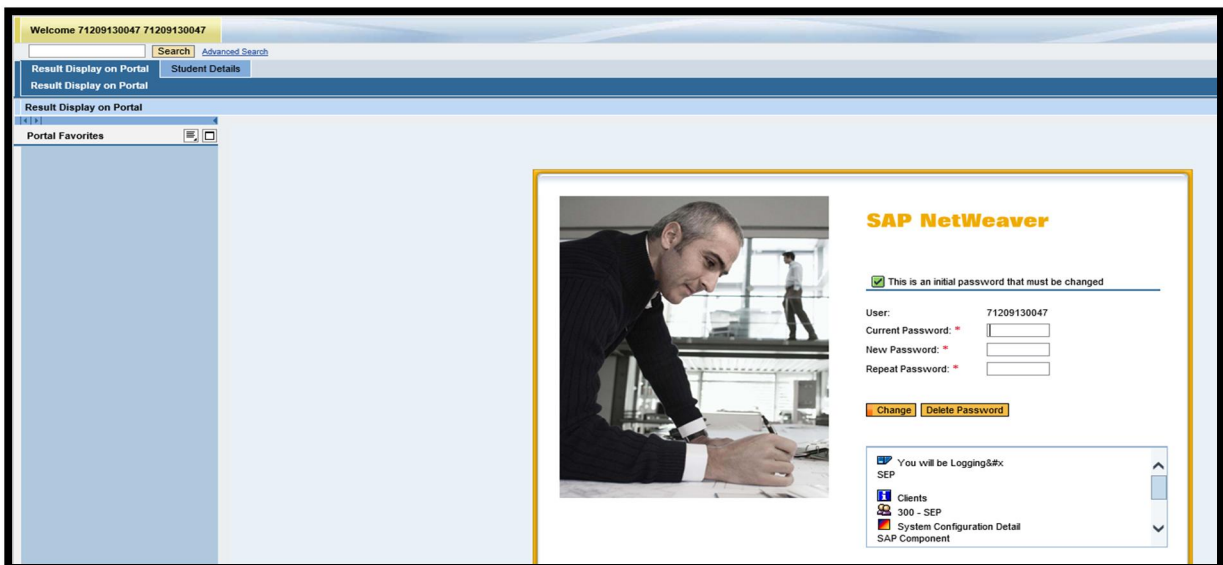


The screenshot shows the SAP NetWeaver Student Portal password change interface. On the left is the SVKM Student Portal logo. On the right, the text 'SAP NetWeaver' is displayed in orange. Below this, the text 'Change Password' is shown. There are three input fields: 'Old Password *', 'New Password *', and 'Confirm Password *'. 'Change' and 'Cancel' buttons are located below the input fields. The footer includes 'Copyright © SAP AG. All Rights Reserved' and the SAP logo.

Change Password
Old Password *
New Password *
Confirm Password *
Change Cancel
Copyright © SAP AG. All Rights Reserved
SAP



If Students get the screen as shown in the screen shot below then they need to click on Delete password option:



This is the portal screen shown below.

Student can see multiple tabs such as;

STUDENT DETAILS where student name, address, email id and other relevant information can be viewed.

RESULT DISPLAY ON PORTAL

Student can view results of each academic session by selecting the program, academic year and academic session information.

RE-EXAM REGISTRATION:

Using this tab, students can view all failed modules for which payment can be made and online application for re-exam creation can be completed.

Student Address : GUPTA, NEHA

Name: GUPTA, NEHA; *04.05.1997; Female
Principal Org. Unit: MUKESH PATEL SCH.OF TECH.MGMT &ENGG-NM-M; MPSTME (SHIRPUR)
Status: Student, Attending; NMMS Management Quota

Address: D-42, 80 FEET ROAD / 302015 JAIPUR
Telephone: +91 1412597666
Mobile: +91 9414457720
E-Mail: prajakta.pawar2@nmms.edu

Street Address:
 Street: D-42, 80 FEET ROAD
 Street 2: NEAR PINGOLIA HOSPITA
 Postal Code: 302015
 City: JAIPUR
 Country: * IN India
 Region: 20 Rajasthan

Communication:
 Telephone: 01412597666 Extension:
 Fax / Extension: Extension:
 Country Code: India +91
 Country Code:

Student Name: GUPTA NEHA AJAY KUMAR NEERU **Roll No:** M336
SAP Number: 70411115051 **Program name:** MASTER OF BUSINESS ADMINISTRATION IN TECHNOLOGY MAN.
Academic year: Acad .Year 2015-2016 **Academic session:** Semester I

Subject Description	Highest Marks	Module Credit	TEE	TEE Max. Marks	ICA	ICA Max. Marks	Final Marks	Final Max. Marks	Final Grade	GPA	CGPA	Current Result St
Basic Electrical Engineering	92	4.00	50	70	23	30	73	100	B			PASS
Engineering Chemistry	97	4.00	54 #	70	21 #	30	75	100	B #			
Engineering Mathematics-I	99	4.00	38	70	22	30	60	100	C	2.89	2.89	
Engineering Mechanics-I	98	4.00	45 #	70	27 #	30	72	100	B #			
Computer Programming - I	50	3.00	NA #	NA	39 #	50	39	50	B+ #			
Workshop Practice	45	2.00	NA #	NA	35 #	50	35	50	B #			
Constitution of India	44	0.00	NA #	NA	40 #	50	40	50	A #			

Grade Points: A+ : 4 ; A : 3.75 ; A- : 3.5 ; B+ : 3.25 ; B : 3 ; B- : 2.75 ; C+ : 2.5 ; C : 2.25 ; C- : 2 ; F : 0.00.

Re-exam booking tab:

On clicking this tab, if Student has Failure in any module and re-exam is planned for such modules then the Student can select the modules to apply for re-exam.

The screenshot shows the SAP Re-Exam Registration Online interface. The student's name is SHARMA PRIYANSHI PRADEEP MONI. The subject list table shows the following data:

Subject Name	Pass/Fail	Appraisal Type Text	Acad.Year Text	Acad.Session Text	Exam Date	Exam Start Time	Exam End Time	Select	Remarks
Engineering Mathematics-I	Fail	Term End Examination	Acad .Year 2015-2016	Semester I	22.10.2016	10:00:00	11:00:00	<input type="checkbox"/>	

The 'Fees to be Paid' field shows 0.00. A 'Pay and Confirm' button is visible at the bottom of the table area.

Fee amount to be paid for re-exam will be displayed on the screen. Click on pay and confirm button to proceed to payment gateway

The screenshot shows the same SAP Re-Exam Registration Online interface. The 'Select' checkbox for Engineering Mathematics-I is now checked. The 'Fees to be Paid' field has been updated to 500.00. The 'Pay and Confirm' button remains visible.

Subject Name	Pass/Fail	Appraisal Type Text	Acad.Year Text	Acad.Session Text	Exam Date	Exam Start Time	Exam End Time	Select	Remarks
Engineering Mathematics-I	Fail	Term End Examination	Acad .Year 2015-2016	Semester I	22.10.2016	10:00:00	11:00:00	<input checked="" type="checkbox"/>	

The 'Fees to be Paid' field now shows 500.00. The 'Pay and Confirm' button is still present.

Student will have two options to choose from – The HDFC and PAYU

HDFC gateway allows to pay using Credit card /Debit card/Net banking facility while the Pay U option will allow only Net banking using any of the listed banks in the drop down list.

The screenshot shows a web browser window displaying a portal for re-exam registration. The browser's address bar shows the URL `http://svkmepqa.svkm.ac.in:50000/irj/portal`. The page title is "Re-exam Registration - SAP...". The user is logged in as "SHARMA PRIYANSHI PRADEEP MONI". The main content area is titled "RE-EXAM REGISTRATION ONLINE" and displays student information, a subject list, and a payment gateway overlay.

Student data

Student Number: 70411115039
Student Name: SHARMA PRIYANSHI PRADEEP MONICA

Subject list

Subject Name	Pass/Fail	Appraisal Type Text	Exam Start Time	Exam End Time	Select	Remarks
Engineering Mathematics-I	Fail	Term End Examination	00:00	11:00:00	<input checked="" type="checkbox"/>	

Payment Gateway

HDFC BANK | PAYU
HDFC Payment | PAYU Payment

Fees to be Paid 500.00 **Pay and Confirm**

System Time: 17:56, 23-10-2016

Pay

Re-Exam Fee Payment

Student information

Student Number: 70411115039
Student Name: PRIYANSHI SHARMA
Email: prajakta.pawar2@nmims.edu
Mobile: 919099028820

Program Information

Program: MASTER OF BUSINESS ADMINISTRATION IN TECHNOLOGY MANAGEMENT (INFORMATION TECHNOLOGY)
Institution: MUKESH PATEL SCHOOL OF TECHNOLOGY MANAG
Exam Fee: 500.00

Pay **< Exit**

Payment Confirmation

Confirmation no.:
Paid Amount:
Date:

Click on PAY option on this screen to complete the payment of re-exam fees.

On selection of HDFC option, following screen will appear

HDFC BANK
We understand your world

WELCOME TO HDFC BANK PAYMENT GATEWAY

Billing Information

Merchant	Shri Vilepare Kevani Mandal
Website	https://secureggest.fssnet.co.in/pgway/gateway/addMerch.jsp
Amount	Rs 500.00
Track ID	70411115039

Choose your card: HDFC Bank Credit Cards HDFC Bank Debit Cards
 Other Bank Debit & Credit Cards

Payment Information

Card Details

Card Number:
CVV: What is CVV?
Expiry Date: MM | YYYY | |
Cardholder's Name:
Enter the characters visible in the box below: Hint?

AAAAA

Submit **Cancel**

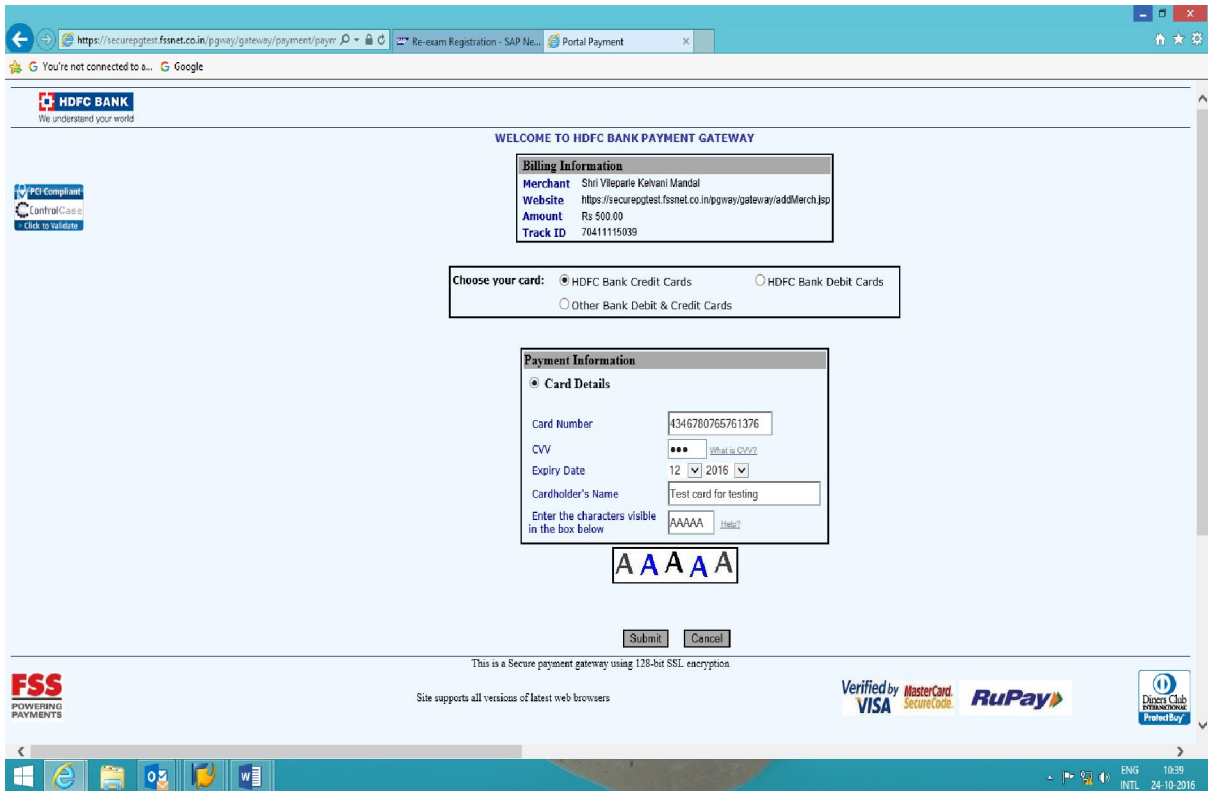
This is a Secure payment gateway using 128-bit SSL encryption

Site supports all versions of latest web browsers

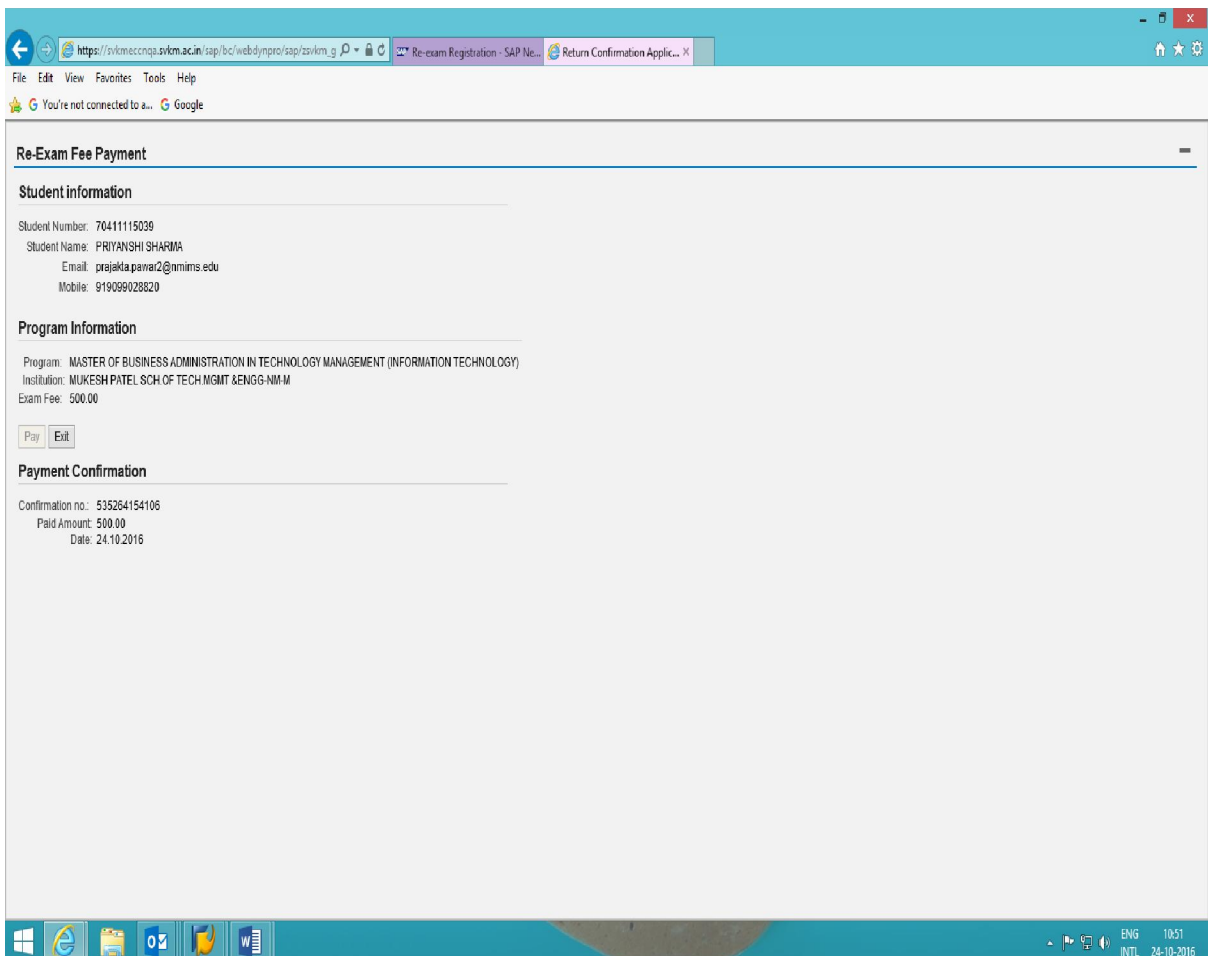
FSS POWERING PAYMENTS

Verified by **VISA** **MasterCard** **RuPay** **SecureCode**

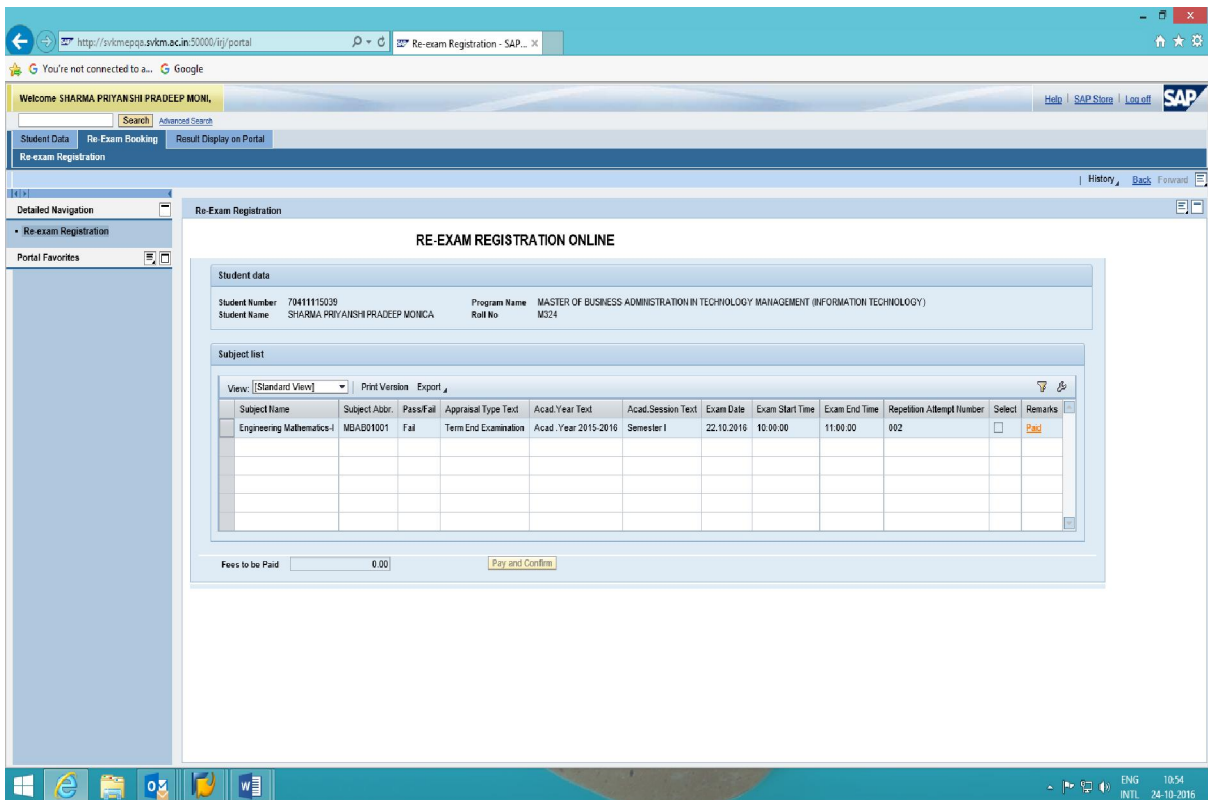
Diners Club **ProtectedBuy**



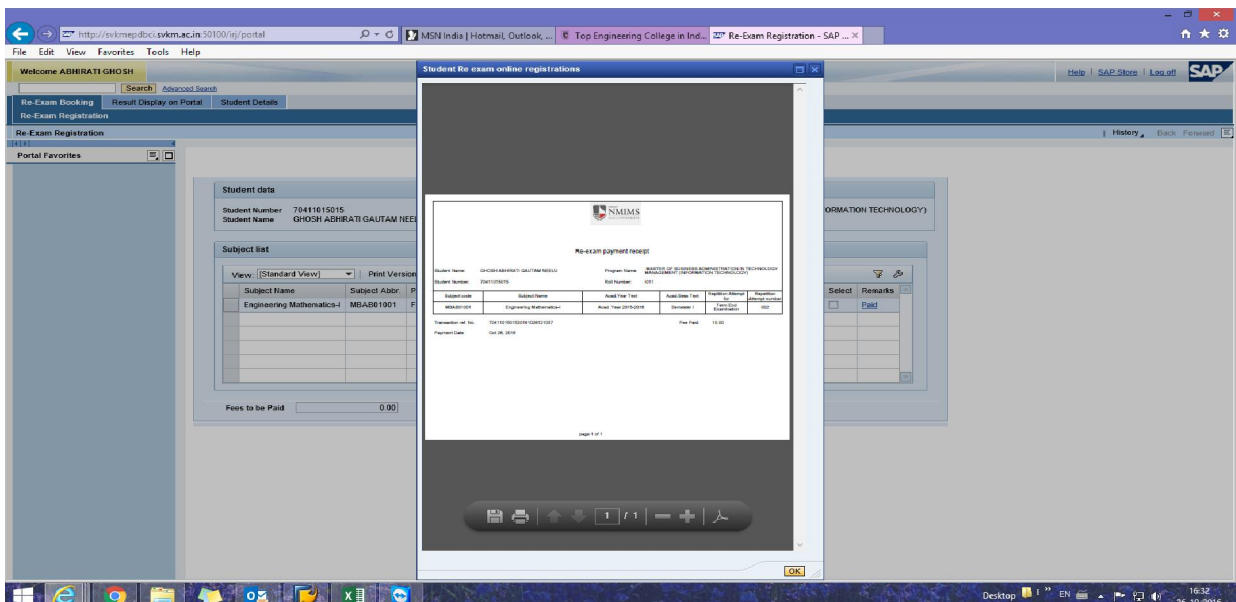
Similarly, student can select PAY U option and enter the details to complete the online payment for re-examination.



On successful payment, status will be shown as 'PAID'.



On clicking the Paid remark, acknowledgement can be viewed. The same will be sent as email to the Student for his record which has to be carried during the respective re-examinations.



FAQ's

- Q.1 User locked message appearing on the student portal.
Answer: If Student tries to login multiple times with incorrect password then user ID may get locked , in such situation, please send the student number with screen shot to sapbasis@svkm.ac.in to unlock username. Once the basis team will unlock the user name, the Student can use the ID to login the Student Portal.
- Q.2 How do I access the STUDENT PORTAL?
Answer: On the website www.nmims.edu there is a link of student login. Alternatively Students can directly click on portal link and view result: <http://svkmepdbci.svkm.ac.in:50100/irj/portal>. Click on the link & enter the user name & password to login.
- Q.3 I forgot my password?
Answer: click on GET SUPPORT option to get the password reset and new system generated password will be received by Student in his registered email id.
- Q.4 Whom to contact in case of any issue?
Answer: Student can approach the school examination staff in case of any issue.
- Q.5 No information is displayed when I click to apply for re-examination?
Answer:
- In case the re-exams are not planned for the failed subjects then such subjects will be displayed but will not be editable (student will not be able to apply)
 - If no failed modules are available then this page will be blank.
 - If the re-exam booking period is not maintained (begin date and last date of applying for re-exam) then message will be displayed to students.